
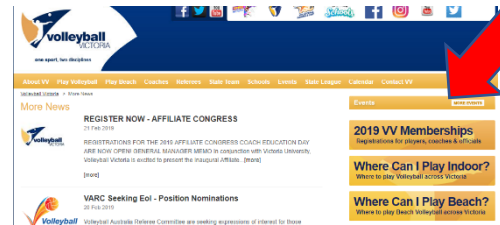




## 2019 VV Membership- HOW TO REGISTER ONLINE

1. Visit [www.volleyballvictoria.com.au/](http://www.volleyballvictoria.com.au/) and click on the 2019 VV Memberships link.



2. Read the information regarding benefits. Membership types and conditions. Then click the Register Now Button.

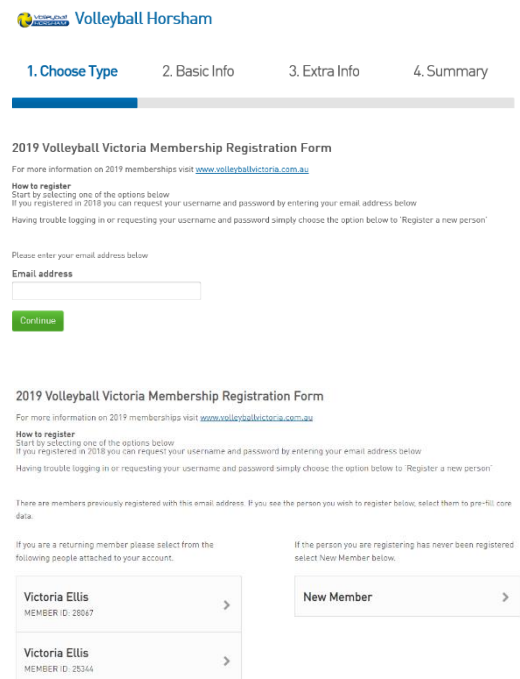
3. Then select where you are registering too. (I.e. Event, State League, Association etc.)

4. You will then be asked for your email address. If you have registered previously use the email address, you have used in the past. (If you have used this email for multiple registrations there will be a list of people previously registered to that email. Please select the Person you are wanting to register. If you are registering for the first time please fill in all your details.

5. Select your membership type and pay securely online using your card.

6. You will receive an automated email with payment confirmation.

7. At any time, you can use your email and password to log back in edit your profile.



Enquires – Volleyball Victoria  
Phone: (03) 9794 0009  
Email: [memberships@volleyballvictoria.com.au](mailto:memberships@volleyballvictoria.com.au)